



Unlocking further shareholder value

Danske Winter Seminar
29 November 2023, Copenhagen
Casimir Lindholm, CEO

Disclaimer

The following applies to this presentation, the oral presentation of the information in this presentation by Cargotec Corporation (the “Company” or “Cargotec”) or any person on behalf of the Company, and any question-and-answer session that follows the oral presentation (collectively, the “Information”). In accessing the Information, you agree to be bound by the following terms and conditions.

This presentation does not constitute an offer of or an invitation by or on behalf of Cargotec, or any other person, to purchase any securities.

The Information includes “forward-looking statements” that are based on present plans, estimates, projections and expectations and are not guarantees of future performance. They are based on certain expectations and assumptions, which, even though they seem to be reasonable at present, may turn out to be incorrect. Shareholders should not rely on these forward-looking statements. Numerous factors may cause the actual results of operations or financial condition of Cargotec, Kalmar or Hiab to differ materially from those expressed or implied in the forward-looking statements. Information in this presentation, including but not limited to forward-looking statements, applies only as of the date of this presentation and is not intended to give any assurances as to future results.

The Information includes estimates relating to the benefits expected to arise from the planned partial demerger, which are based on a number of assumptions and judgments. The assumptions relating to the estimated benefits arising from the planned partial demerger are inherently uncertain and are subject to a wide variety of significant business, economic, regulatory and competitive risks and uncertainties that could cause the actual benefits arising from the planned partial demerger to differ materially from the estimates in this presentation. Further, there can be no certainty that the planned partial demerger will be completed in the manner and timeframe described in this presentation, or at all. All the discussion topics presented during the session and in the attached material are still in the planning phase. The final impact on the personnel, for example on the duties of the existing employees, will be specified only after the legal requirements of each affected function / country have been fulfilled in full, including possible informing and/or negotiation obligations in each function / country.

Cargotec is in a great position to create further shareholder value

Refocus on core businesses for higher financial performance

Planned separation of Kalmar and Hiab to unlock shareholder value

Continued growth in sales and profitability in Q3


Our core businesses focus on high margin solutions and recurring business

Core Businesses

 **HIAB**



Equipment



Services

 **KALMAR**



Mobile Equipment



Shuttle & Straddle carriers



Services and automation



Bromma


Exit

 **KALMAR**



Heavy cranes & End-to-end automation projects

 **MAGGREGOR**



Equipment

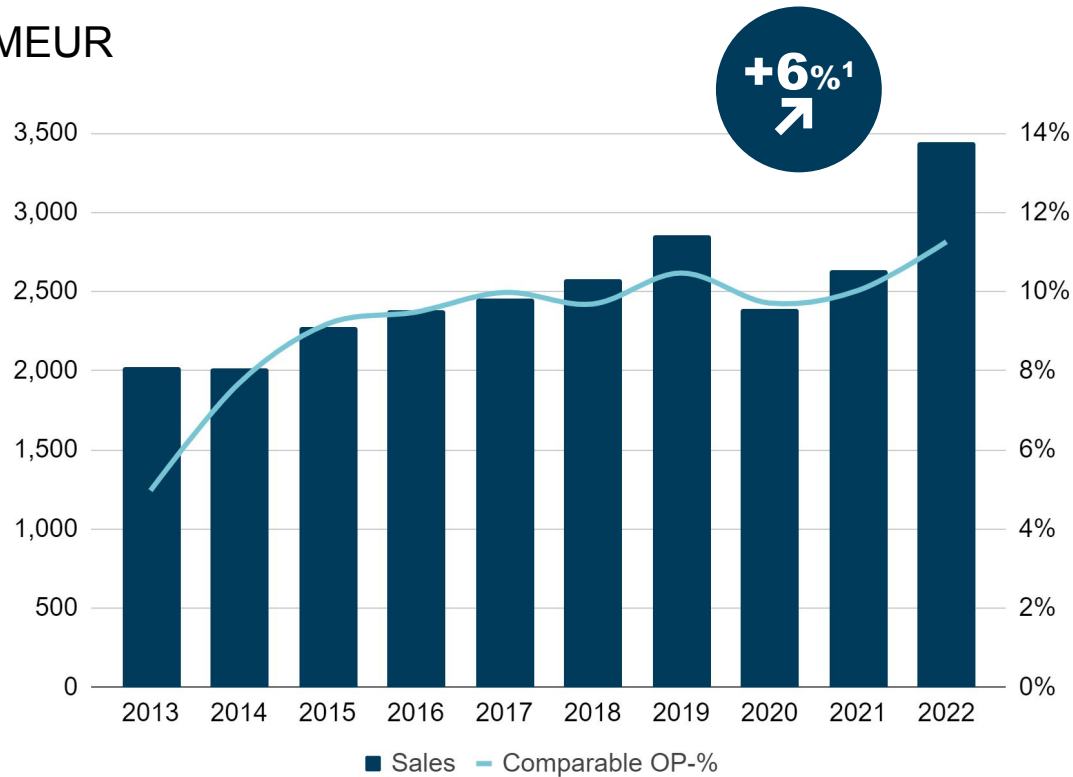


Services

Core businesses are growing with stable profitability...

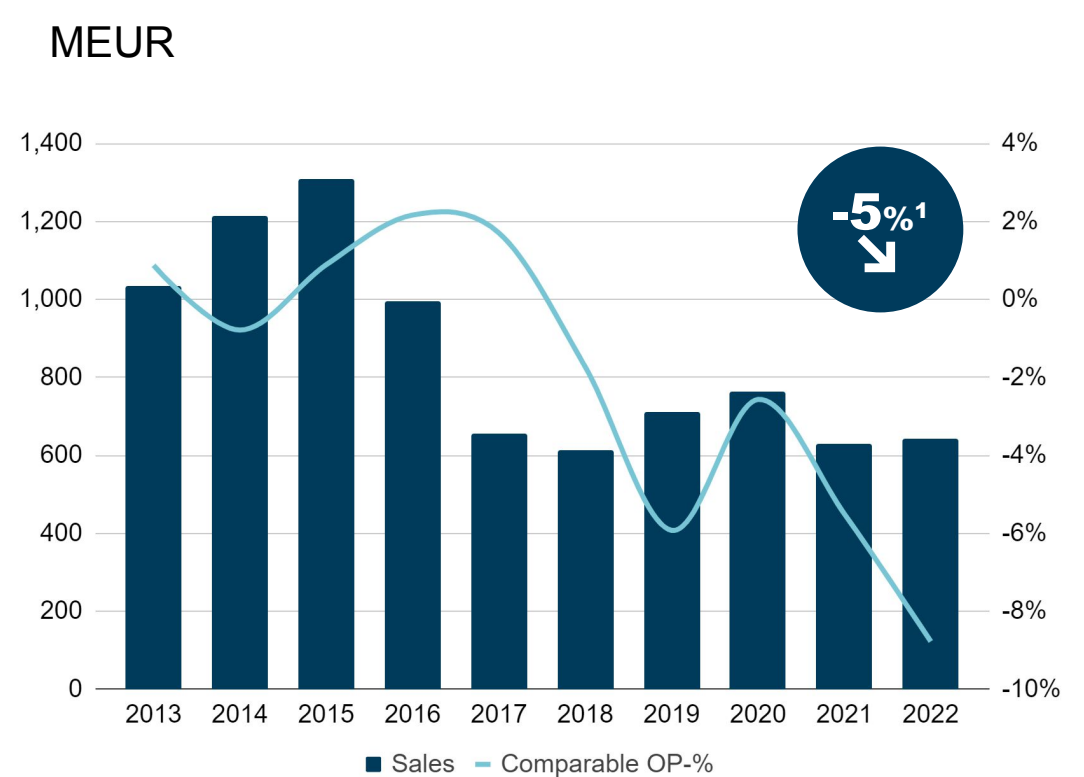
CORE BUSINESS

MEUR



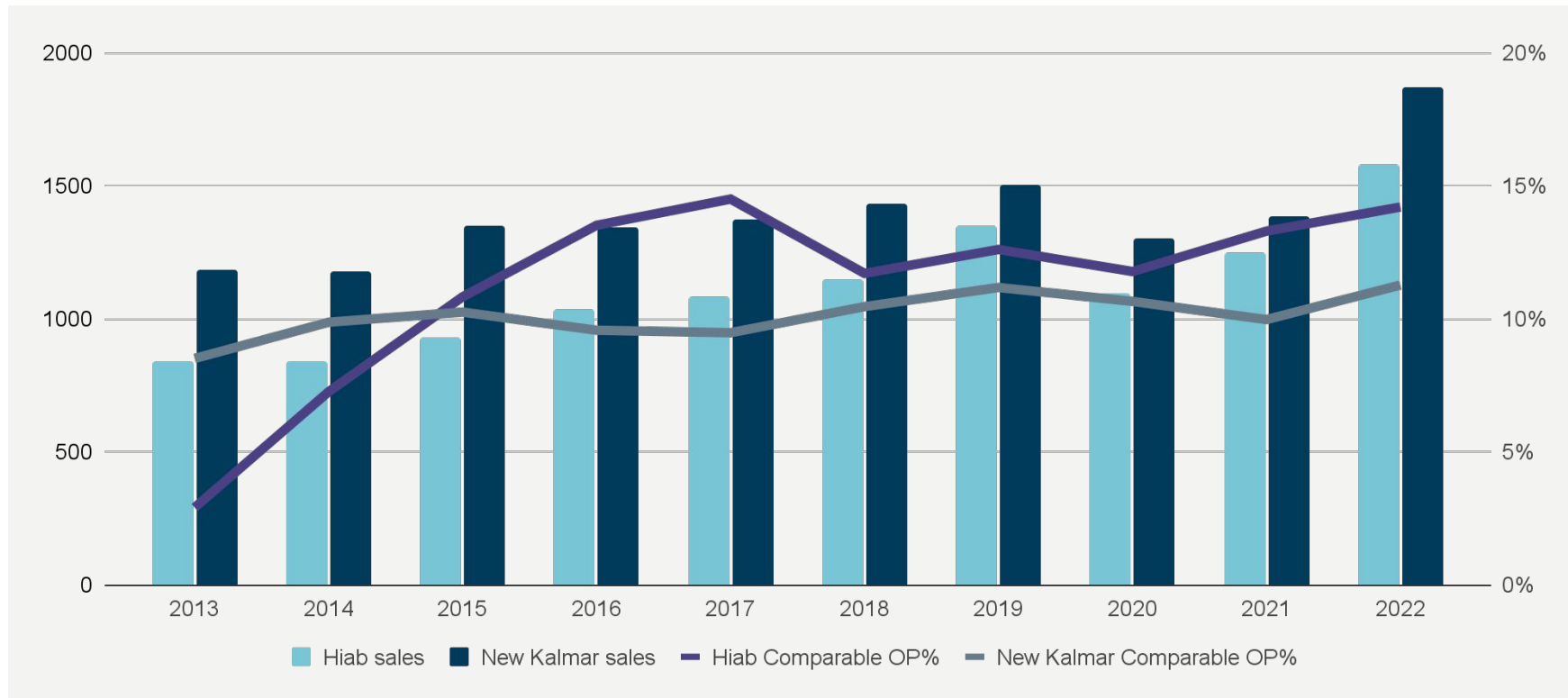
NON-CORE BUSINESS*

MEUR



...with both consistently delivering double digit profitability

MEUR



Sales CAGR
2013-2022

+5%
↗

+7%
↗

A green truck with a crane arm is positioned on the left, with a worker in a high-visibility vest and hard hat standing nearby. A red forklift is on the right. The background shows a construction site with a large pile of gravel and a cloudy sky.

Announced on 27 April 2023:

Cargotec plans to separate Kalmar and Hiab



“

Cargotec Board has decided to investigate and initiate a process to potentially separate its core businesses Kalmar and Hiab into two focused world-leading standalone listed companies to unlock shareholder value

Strategic rationale of the planned separation: Logical next step to capture full business potential

- 1** **Unlocks the full potential** of Kalmar and Hiab with more distinctive strategies and investment stories
- 2** **Increases attractiveness** and facilitates fair valuation of the businesses with currently limited cross-selling and operational synergies
- 3** **Allows faster organic and inorganic growth** thanks to a more tailored capital allocation strategy and flexible access to external capital
- 4** **Enhances Kalmar's and Hiab's business performance** through higher agility, decisiveness and stronger management focus
- 5** **Simplifies structures and improves the governance** of the separate businesses and provides greater transparency and accountability

Limited overlap between the businesses – across end-markets, sales & distribution channels and technological focus



Technology forerunner in container handling and heavy logistics with strong market positions, geared to grow by making the industry electrified and more sustainable




Industry pioneer in on-road load handling with a strong track record of profitable growth and attractive M&A potential



Plan is to create two standalone listed companies


Today



Intended transition period 2023-2024

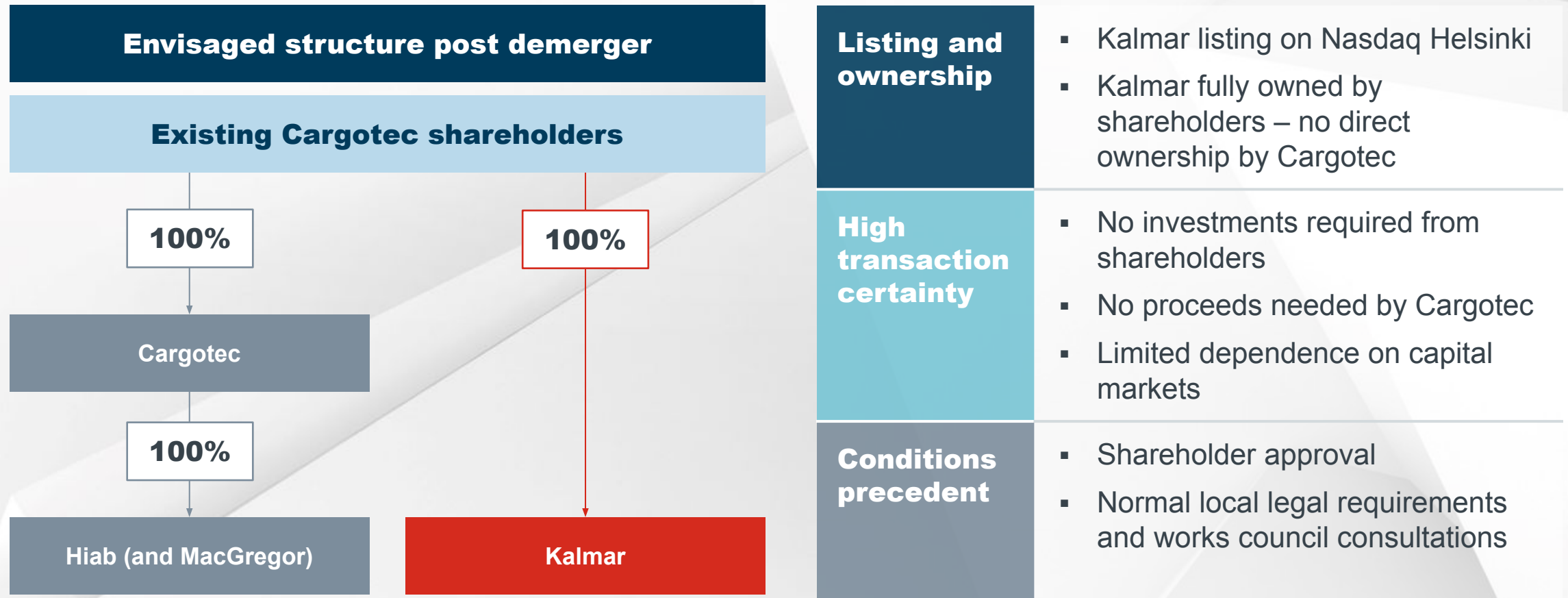


Targeted structure 2025+



Structure of the planned transaction

Post transaction (and MacGregor divestment) Kalmar and Hiab would be separate standalone businesses



26 October 2023

Growth continued in sales and profitability

Cargotec's Interim Report January–September 2023

- Delayed decision making impacted orders received
- Actions planned to target 50 MEUR cost savings
- Planned separation of Kalmar and Hiab progressing according to plan, Pekka Ala-Pietilä no longer available for standalone Kalmar Board

Highlights of Q3/23 – Comparable operating profit increased in all business areas

Orders received decreased by 20%

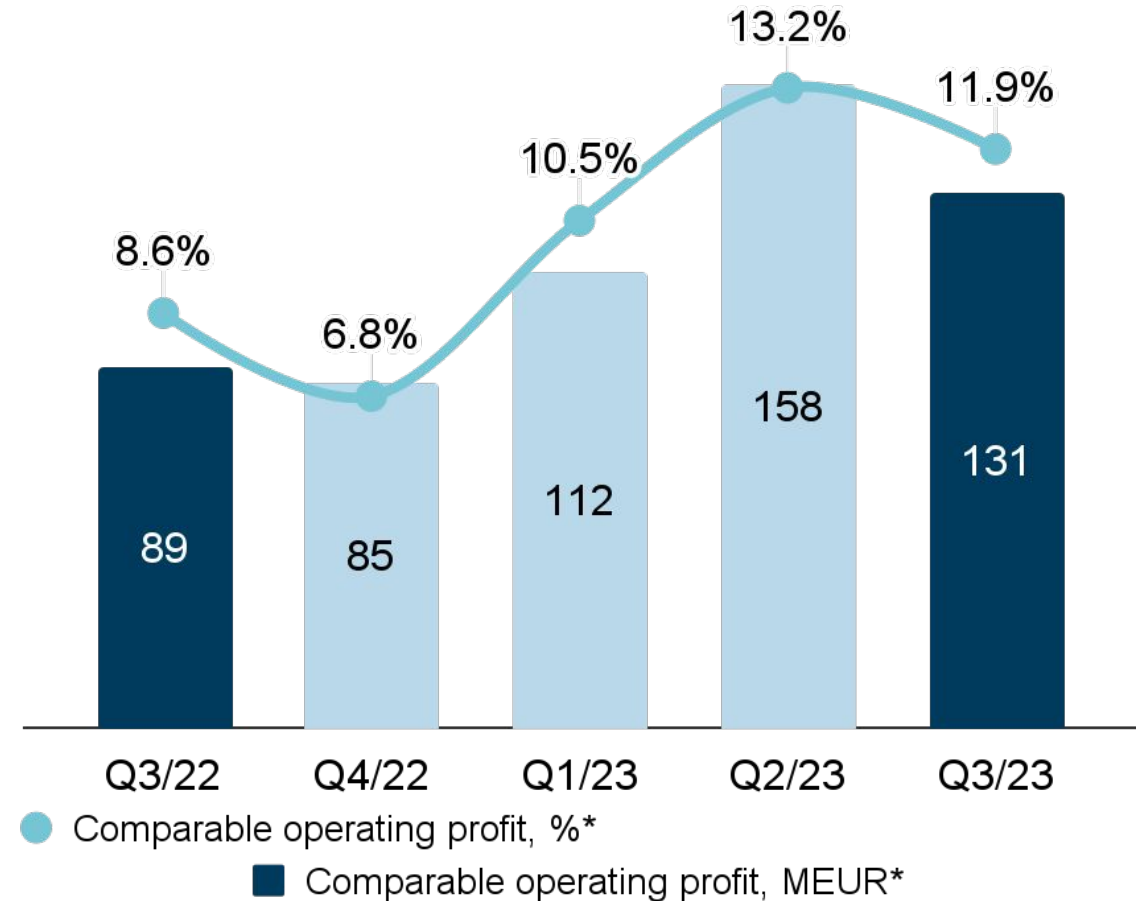
- Decline in all business areas

Sales increased by 6%

- Service sales increased by 3%
- Eco portfolio increased by 13%

Comparable operating profit increased by 48%

- Kalmar +21 MEUR
- Hiab +12 MEUR
- MacGregor +9 MEUR



Safeguarding our profitability and emerging stronger

Continuous profitability improvements, continued R&D investment and service business growth

Scenario planning actions

Planned fixed cost saving actions to target **50 MEUR** annual savings in Cargotec group, Kalmar and Hiab*

Funding the growth journey

Solving customers' sustainability challenges with high quality and innovative solutions

Safeguard profitability

Above 10% comparable operating profit in core businesses

Emerge stronger and more resilient

Committed to sustainability and profitable growth

*subject to local legal requirements and works council consultations

In parallel with the planned new cost savings, we are executing MacGregor turnaround

Scenario planning actions

Planned fixed cost saving actions to target 50 MEUR annual savings in 2024*

- 10 MEUR in the group functions
- 20 MEUR in Kalmar
- 20 MEUR in Hiab
- 50% of the saving would be achieved from reduction of maximum of 350 roles globally
- Estimated one-off costs 20 MEUR
 - Costs would be booked above comparable operating profit
 - Booking of the costs is dependent on the timing and outcome of the personnel negotiations

MacGregor turnaround

Ongoing restructuring of MacGregor's offshore business to target 23 MEUR annual savings

- 14 MEUR to realise already in 2023, additional 9 MEUR in 2024
- Reduction of 280 roles in sequences
- Estimated restructuring costs approximately 20 MEUR in 2023

*subject to local legal requirements and works council consultations

Outlook for 2023 unchanged

Cargotec estimates its core businesses'¹ 2023 comparable operating profit to improve from 2022 (EUR 384² million) and MacGregor's comparable operating profit in 2023 to be positive (EUR -47² million)³

- 1) Core businesses = Hiab + Kalmar excluding heavy port cranes and including all group costs
- 2) Cargotec has changed the definition of the alternative performance measure comparable operating profit starting from 1 January 2023. Comparison figures have been calculated based on the new definition. Additional information about the definition is presented in the stock exchange release published on 4 April 2023.
- 3) Cargotec's outlook for 2023 does not include the comparable operating profit of Kalmar heavy cranes business which will be discontinued

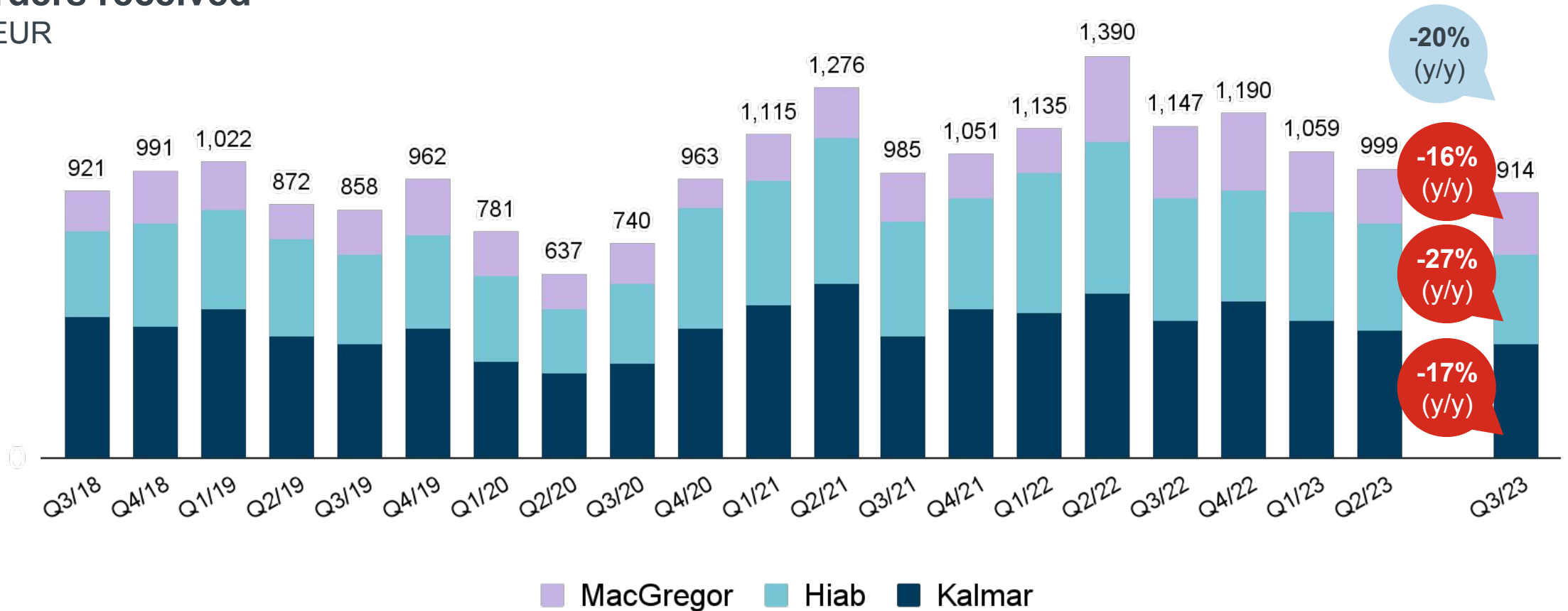






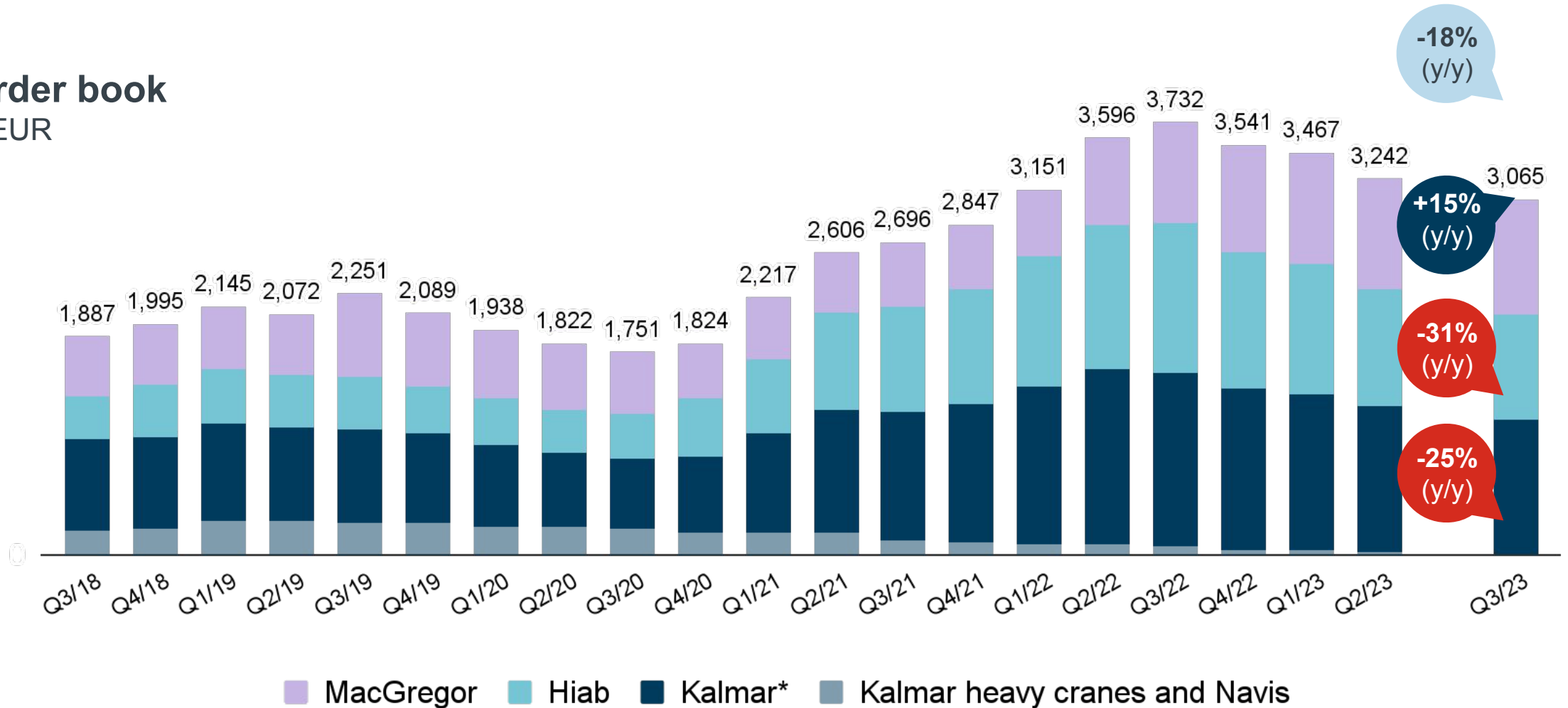
Orders received are back to pre-covid level...

Orders received MEUR



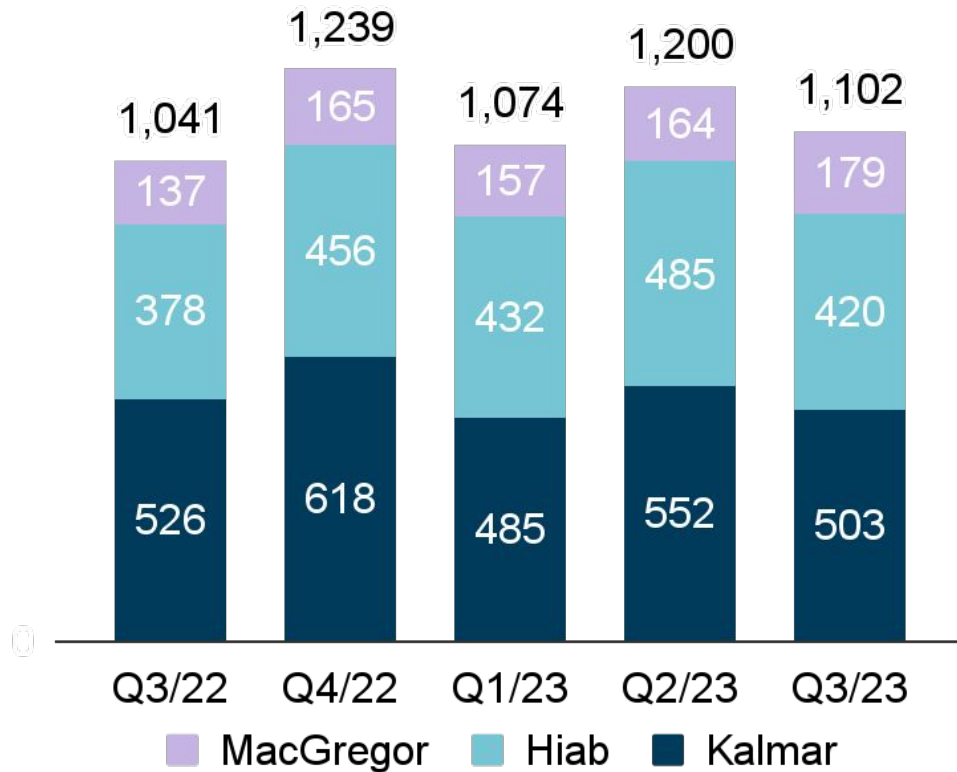
...but order book remains above historical average

Order book MEUR

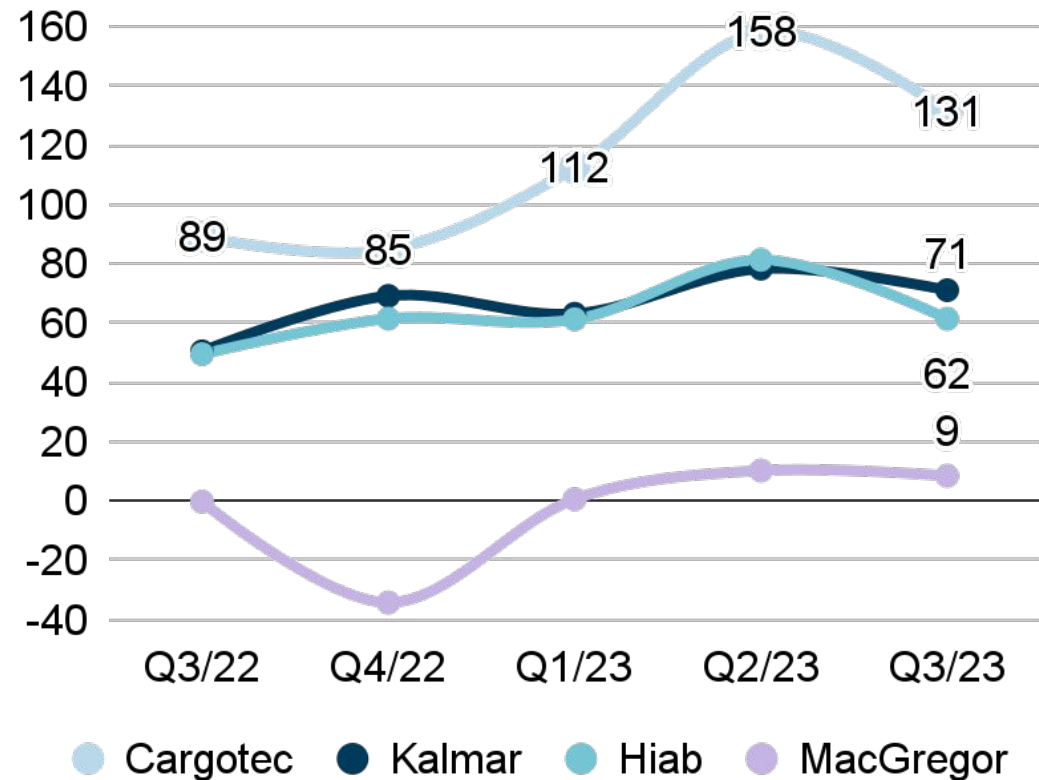


Comparable operating profit increased in all business areas

Sales MEUR



Comparable operating profit* MEUR



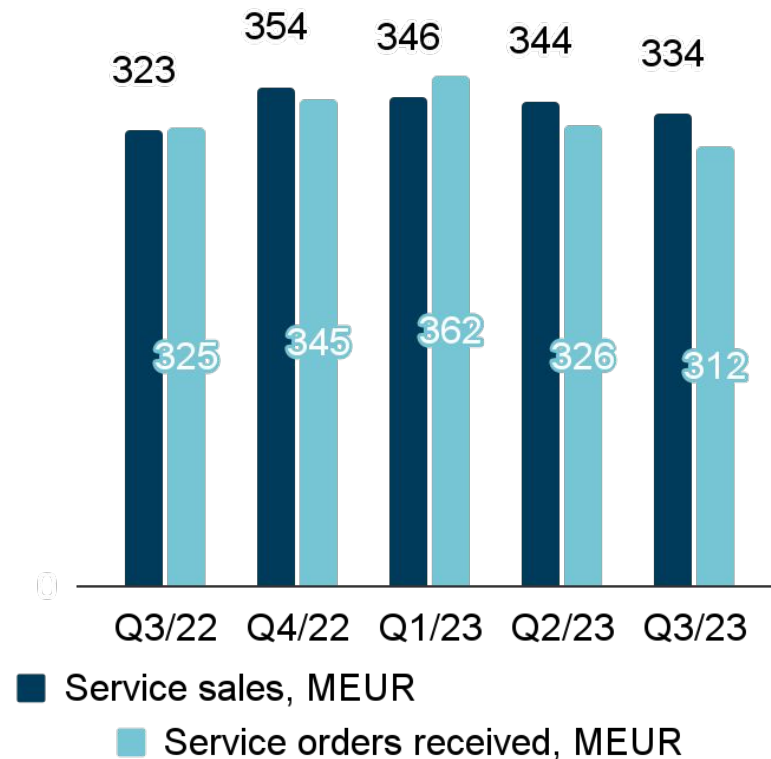
Service sales continued to grow

Service orders received -4%

Service sales +3%

- Kalmar -4%
- Hiab +7%
- MacGregor +12%

Service share 30% of total sales


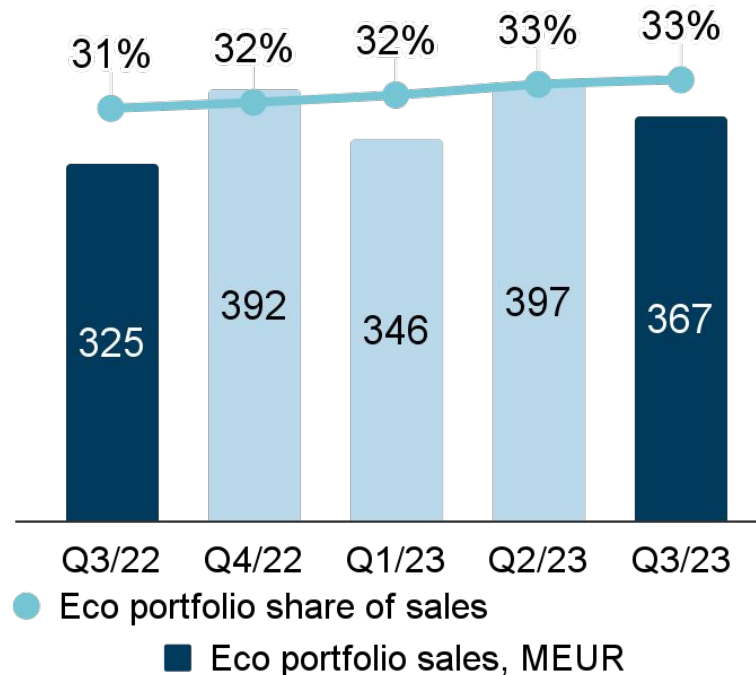


Eco portfolio continued to grow faster than conventional sales

Eco portfolio sales +13%

- Increase in climate solutions and in circular solutions
- Increase in all business areas

Eco portfolio share 33% of Cargotec's total sales



Business areas



Hiab Q3/23

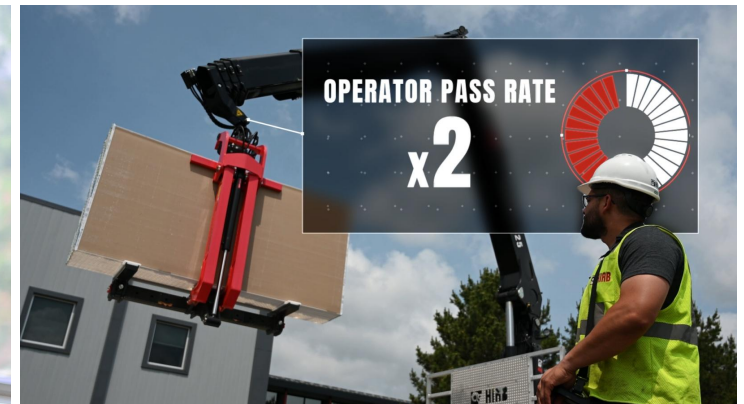
Continued strong execution

- Delayed decision making impacted order intake
- Equipment and service sales improved
- Operating profit improved as a result of sales growth

Highlights of new solutions launched in Q3

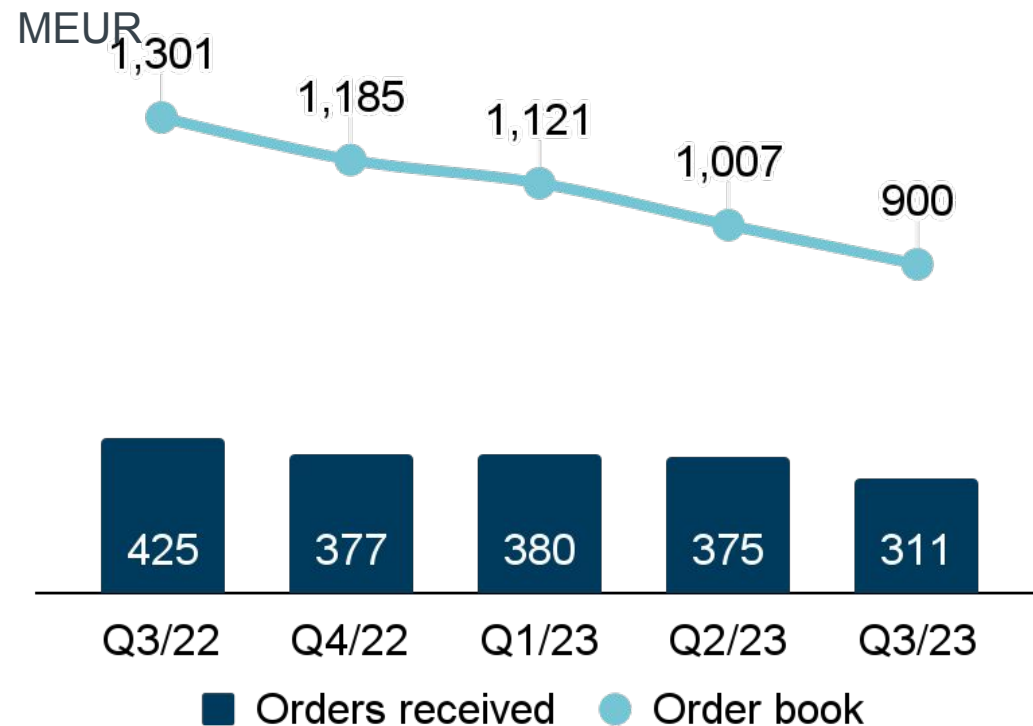
HiSkill

Virtual operator training simulator
launched in the US



Typical seasonality in order intake combined with some continued delays in decision making

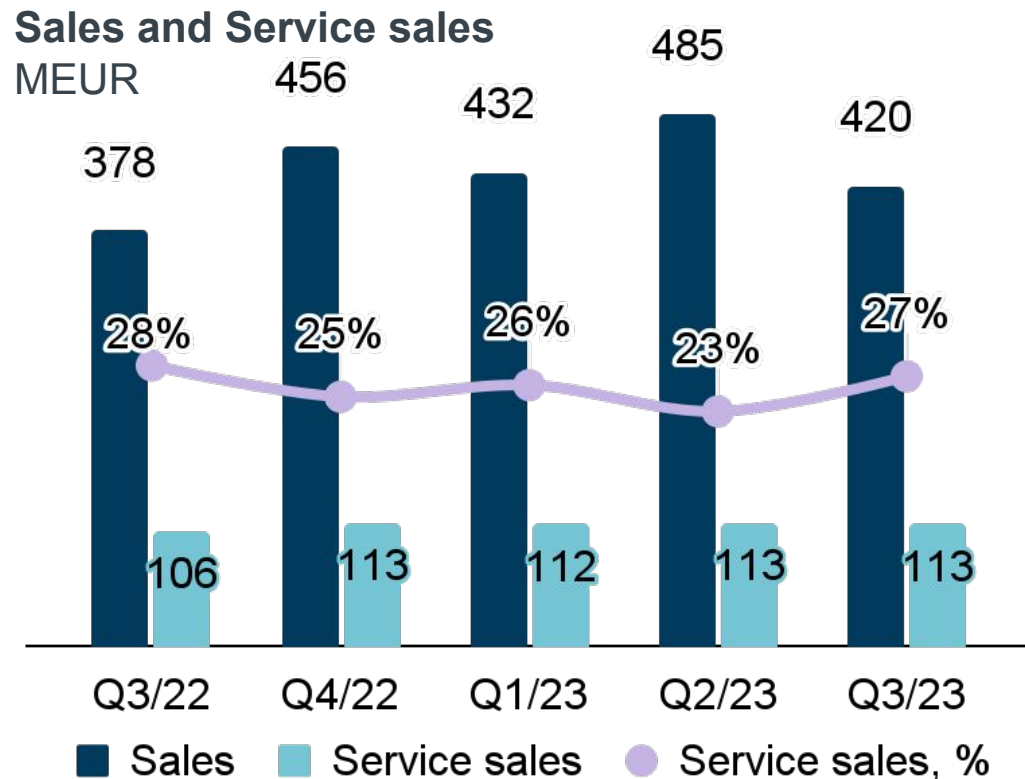
Orders received and order book



MEUR	Q3/23	Q3/22	Change
Orders received	311	425	-27%
Order book	900	1,301	-31%

- Inflation, extended truck lead times and interest rates impacting orders received
- Order book remained at a good level

Hiab's equipment and services sales improved

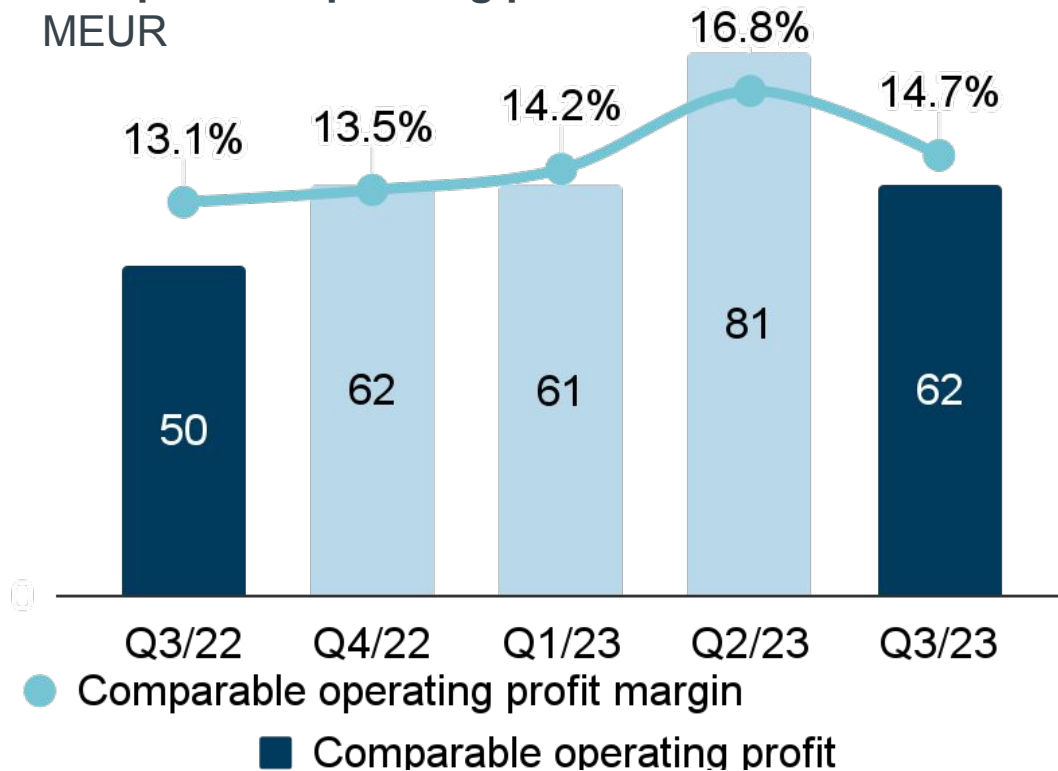


MEUR	Q3/23	Q3/22	Change
Sales	420	378	11%
Service sales	113	106	7%
Service sales, %	27%	28%	-100 bps

- Strong operational execution
- Supply chain has improved but component supply remains constrained
- Service sales continued to increase

Hiab's operating profit improved as a result of sales growth

Comparable operating profit
MEUR



MEUR	Q3/23	Q3/22	Change
Comparable operating profit	62	50	24%
Comparable operating profit margin	14.7%	13.1%	160 bps

- Profit improved due to both higher volumes and margin improvement
- Effectively managing inflationary pressures



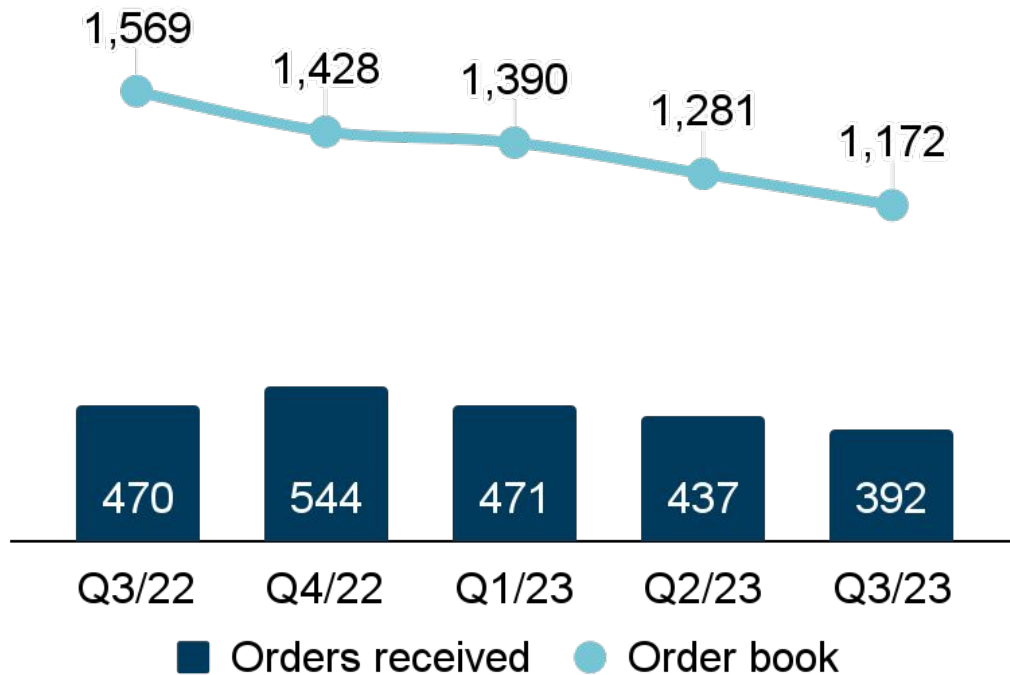
Kalmar Q3/23

Continued high profitability in Kalmar

- Mixed demand picture, slower market activity started gradually to impact sales
- Successful management of inflationary pressures
- Lonestar electric terminal tractor acquisition completed

Mixed demand picture

Orders received and order book
MEUR

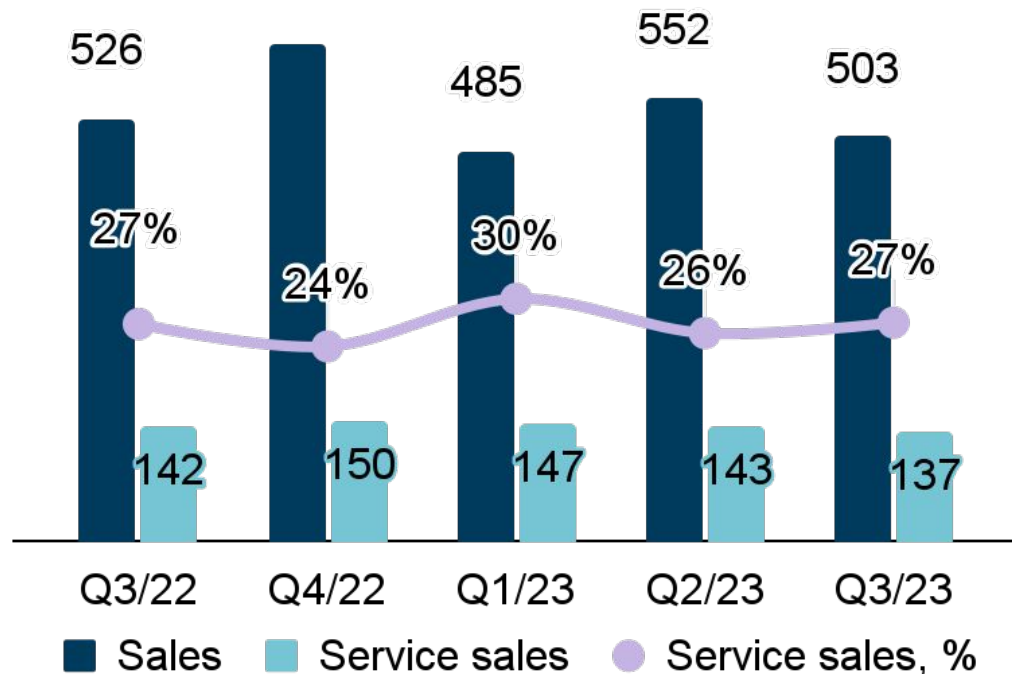


MEUR	Q3/23	Q3/22	Change
Orders received	392	470	-17%
Order book	1,172	1,569	-25%

- Destocking in distribution customer segment
- Slow decision making in orders of larger equipment
- Continued good demand in mobile equipment used in industries and small- and mid-sized terminals
- Order book remained above historical average

Slower market activity started gradually to impact sales

Sales and Service sales
MEUR

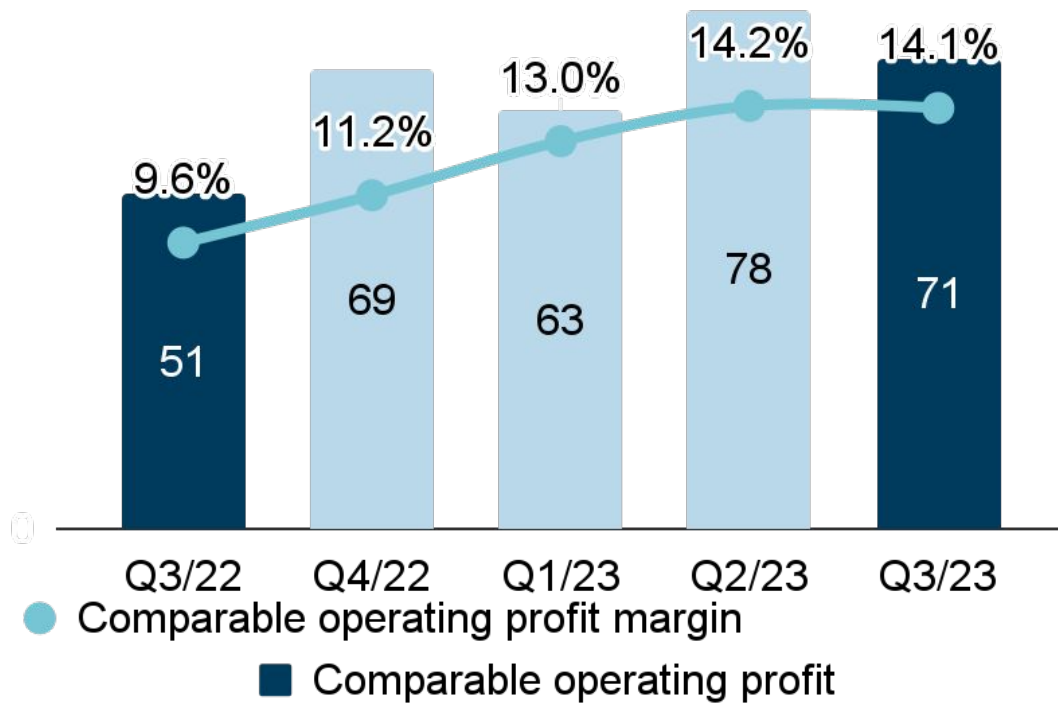


MEUR	Q3/23	Q3/22	Change
Sales	503	526	-4%
Service sales	137	142	-4%
Service sales, %	27%	27%	0 bps

- Lower order intake gradually visible in sales
- Destocking impacting spare part sales

Improved profitability driven by successful management of inflationary pressures

Comparable operating profit
MEUR



MEUR	Q3/23	Q3/22	Change
Comparable operating profit	71	51	41%
Comparable operating profit margin	14.1%	9.6%	450 bps

- Favorable sales mix
- Successful management of inflationary pressures and component availability
- Heavy cranes losses reduced

Highlights of new solutions launched in Q3

- Kalmar has acquired the product rights of the electric terminal tractor product line from Lonestar Specialty Vehicles
- LSV will transfer the immaterial assets for Kalmar and act as Kalmar's contract manufacturing partner
- The new product line, named **Kalmar TX**, will be available in the Americas region
- Transaction closed on 1 September 2023
- The transaction will not have a significant impact on Kalmar's sales in 2023



MacGregor Q3 – MacGregor turnaround progressing

Orders received decreased

- Good demand in merchant and services
- Selective order intake in offshore

Sales increased by 31%


- Service sales +12%

Comparable operating profit increased

- Higher sales in merchant and services businesses and lower fixed costs supported by ongoing restructuring

Still challenges related to historical offshore projects

MEUR	Q3/23	Q3/22	Change
Orders received	211	252	-16%
Order book	993	861	15%
Sales	179	137	31%
Service sales, %	47%	55%	-800 bps
Comparable operating profit*	9	0	>100%
Comparable operating profit margin	4.8%	-0.1%	490 bps





Financials and outlook

Financial highlights

3,065

MEUR

Strong
order book

184

MEUR

Cash flow in Q3

14.8%

ROCE

Q3
(last 12 months)

367

MEUR

Eco portfolio sales
in Q3

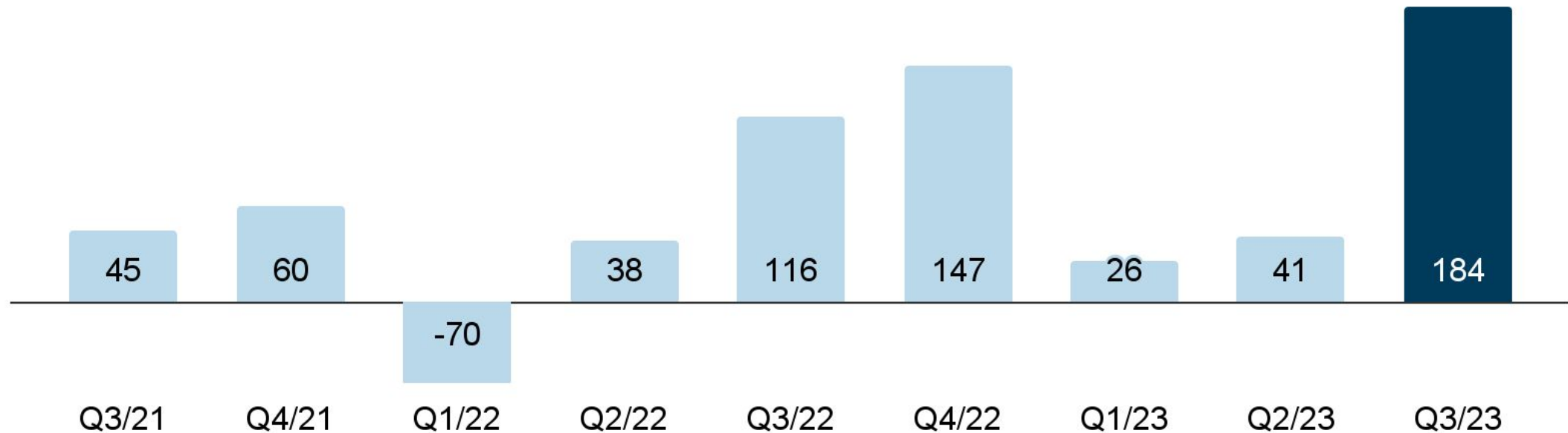
13.8%

Core businesses*
comparable
operating profit
margin in Q3

Strong cash flow in Q3 driven by good profitability and reduction in accounts receivable

Cash flow from operations before financing items and taxes

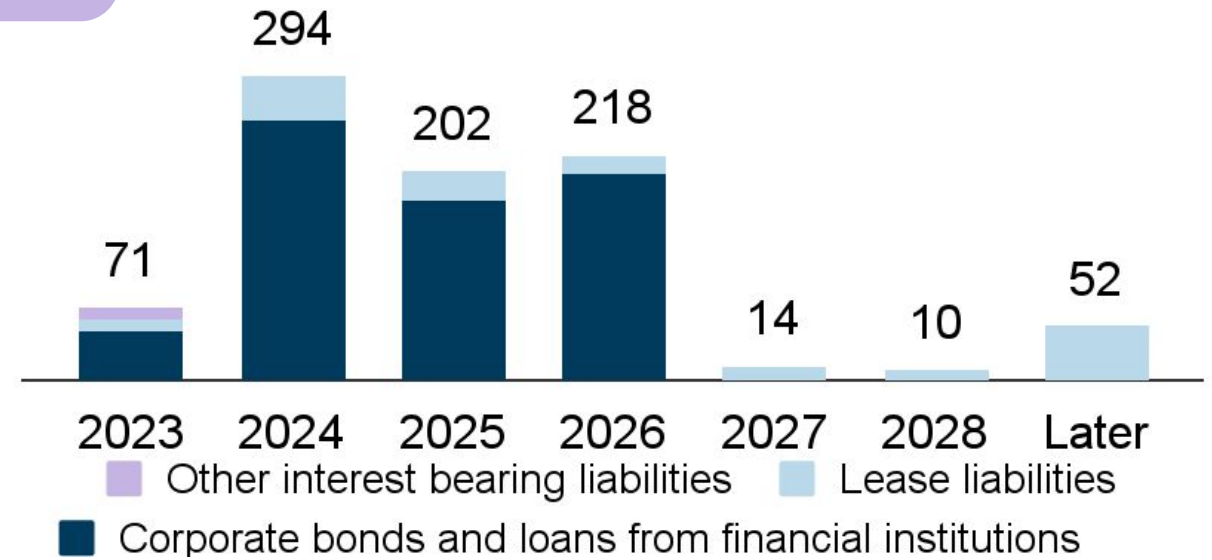
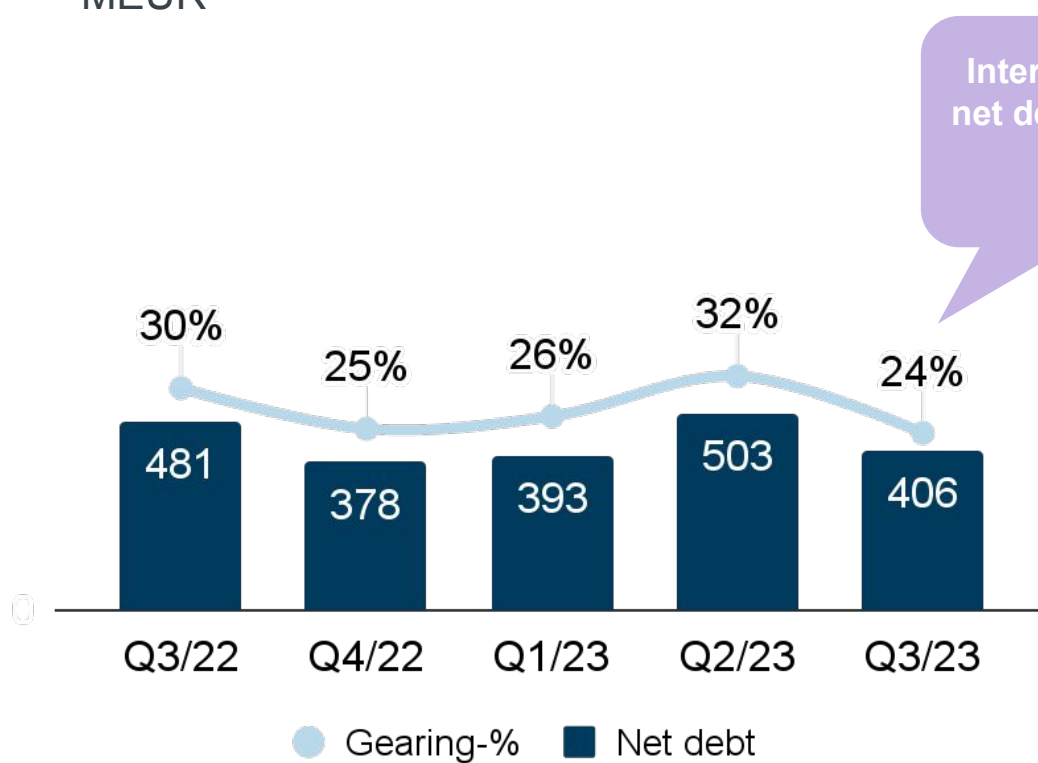
MEUR



Strong balance sheet and balanced maturity profile

Net debt & gearing
MEUR

Maturity profile, 30 September 2023

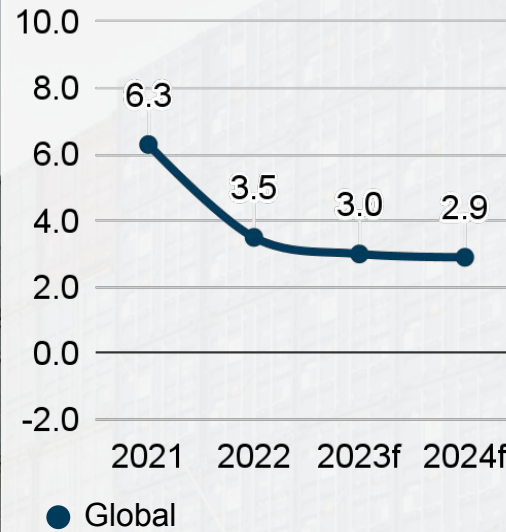


Market environment

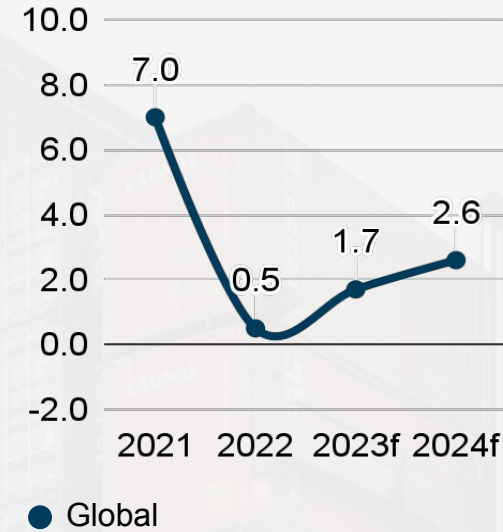
Uncertainty going forward



GDP growth¹, %



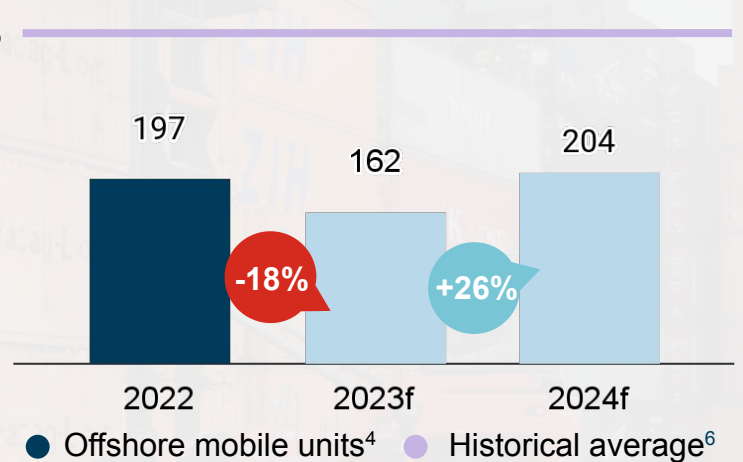
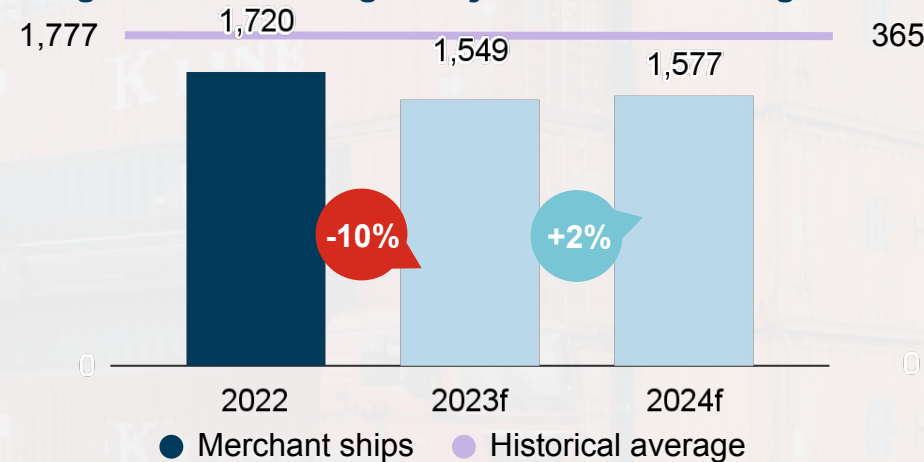
Container throughput growth², %



Manufacturing output growth³, %



Long term contracting⁴ – Key driver for MacGregor



1.IMF, 2.Drewry, 3.Oxford Economics Global Sector Outlook Q3/2022, 4.Clarkson

Key financial figures

	Q3/23	Q3/22	Change	Q1-Q3/23	Q1-Q3/23	Change
Orders received, MEUR	914	1,147	-20%	2,972	3,672	-19%
Order book, MEUR	3,065	3,732	-18%	3,065	3,732	-18%
Sales, MEUR	1,102	1,041	6%	3,375	2,850	18%
Comparable operating profit, MEUR	131	89	48%	402	232	74%
Comparable operating profit, %	11.9%	8.6%	330bps	11.9%	7.9%	400bps
Items affecting comparability, MEUR	9	-39	>100%	-7	-97	92%
Operating profit, MEUR	140	50	>100%	395	135	>100%
Operating profit, %	12.7%	4.8%	790bps	11.7%	4.7%	700bps
Profit for period, MEUR	107	29	>100%	287	91	>100%
Basic earnings per share, EUR	1.66	0.45	>100%	4.46	1.41	>100%
Earnings per share, EUR*	1.56	0.87	79%	4.55	2.24	>100%
ROCE, %**	14.8%	5.8%	900bps	14.8%	5.8%	900bps